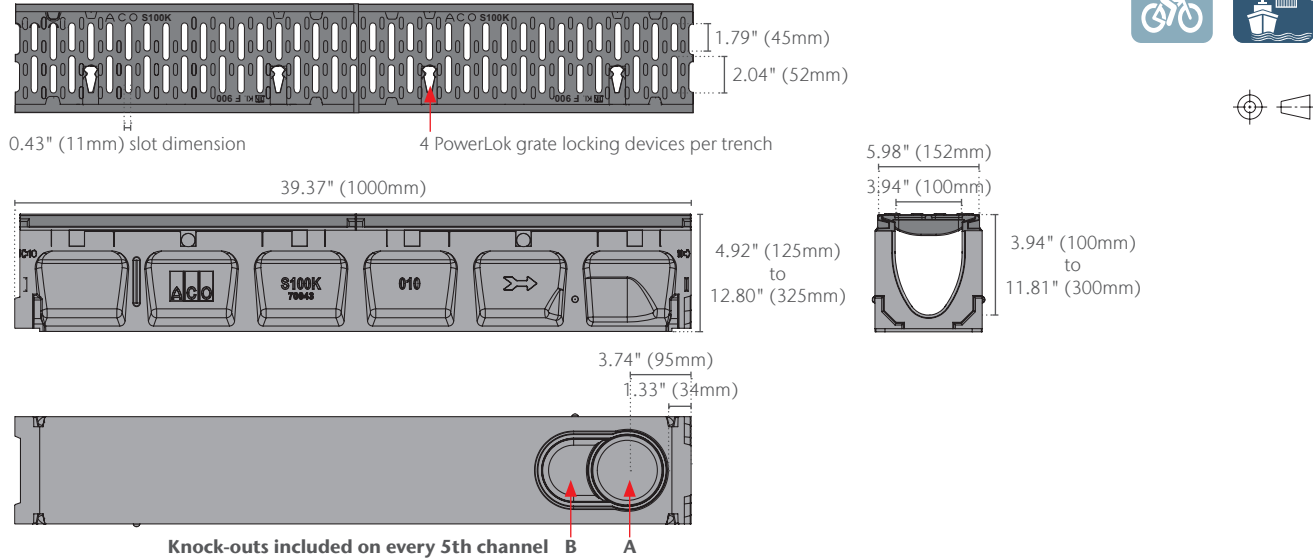


S100K Iron Edged Channel System with Slotted Grate

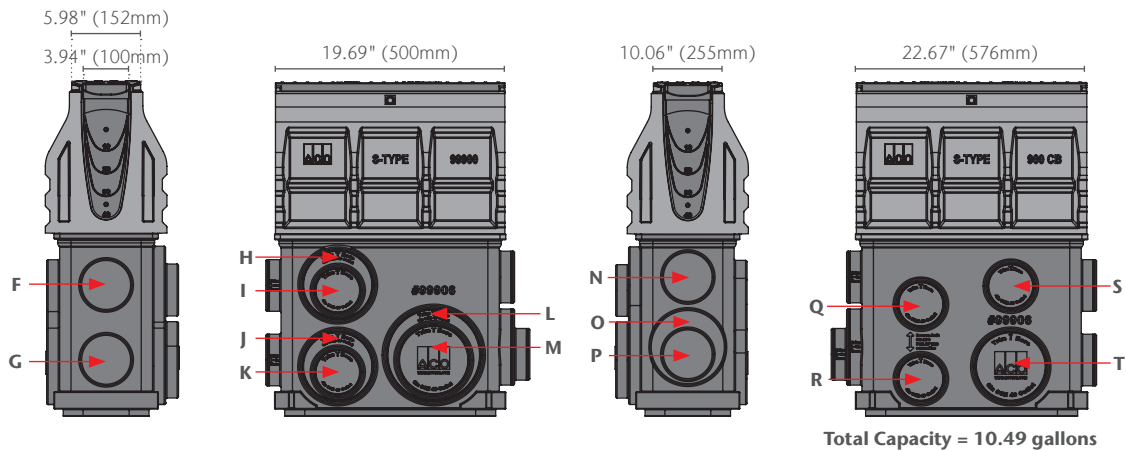
One Meter Channel



Half Meter Channel

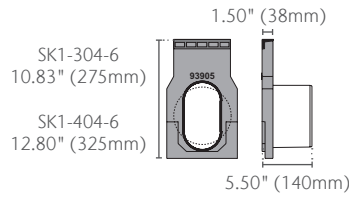


Type 901D Inline Catch Basin

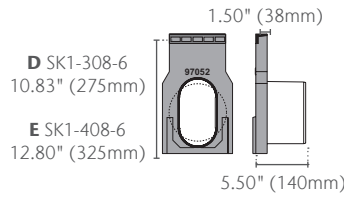


S100K Iron Edged Channel System with Slotted Grate

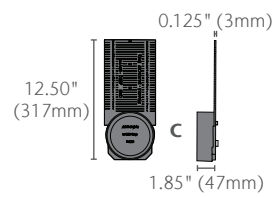
6" Oval Inlet Cap



6" Oval Outlet Cap



End Caps



Description	Part No.	Invert in ² (mm ²)	Weight lbs.
SK1-00 Neutral channel - 39.37" (1m)¹	70041	3.94 (100)	74.1
SK1-1 Sloped channel - 39.37" (1m)	70001	4.13 (105)	74.1
SK1-2 Sloped channel - 39.37" (1m)	70002	4.33 (110)	75.1
SK1-3 Sloped channel - 39.37" (1m)	70003	4.53 (115)	76.1
SK1-4 Sloped channel - 39.37" (1m)	70004	4.72 (120)	77.1
SK1-5 Sloped channel - 39.37" (1m) ¹	70005	4.92 (125)	78.1
SK1-6 Sloped channel - 39.37" (1m)	70006	5.12 (130)	79.1
SK1-7 Sloped channel - 39.37" (1m)	70007	5.31 (135)	80.1
SK1-8 Sloped channel - 39.37" (1m)	70008	5.51 (140)	81.1
SK1-9 Sloped channel - 39.37" (1m)	70009	5.71 (145)	82.1
SK1-10 Sloped channel - 39.37" (1m) ¹	70010	5.91 (150)	83.1
SK1-010 Neutral channel - 39.37" (1m)¹	70043	5.91 (150)	83.1
SK1-0103 Neutral channel - 19.69" (0.5m) ¹	70044	5.91 (150)	42.4
SK1-11 Sloped channel - 39.37" (1m)	70011	6.10 (155)	84.1
SK1-12 Sloped channel - 39.37" (1m)	70012	6.30 (160)	85.1
SK1-13 Sloped channel - 39.37" (1m)	70013	6.50 (165)	86.1
SK1-14 Sloped channel - 39.37" (1m)	70014	6.69 (170)	87.1
SK1-15 Sloped channel - 39.37" (1m) ¹	70015	6.89 (175)	88.1
SK1-16 Sloped channel - 39.37" (1m)	70016	7.09 (180)	89.1
SK1-17 Sloped channel - 39.37" (1m)	70017	7.28 (185)	90.1
SK1-18 Sloped channel - 39.37" (1m)	70018	7.48 (190)	91.1
SK1-19 Sloped channel - 39.37" (1m)	70019	7.68 (195)	92.1
SK1-20 Sloped channel - 39.37" (1m) ¹	70020	7.87 (200)	93.1
SK1-020 Neutral channel - 39.37" (1m)¹	70045	7.87 (200)	93.1
SK1-0203 Neutral channel - 19.69" (0.5m) ¹	70046	7.87 (200)	46.9
SK1-21 Sloped channel - 39.37" (1m)	70021	8.07 (205)	94.1
SK1-22 Sloped channel - 39.37" (1m)	70022	8.27 (210)	95.1
SK1-23 Sloped channel - 39.37" (1m)	70023	8.46 (215)	96
SK1-24 Sloped channel - 39.37" (1m)	70024	8.66 (220)	97
SK1-25 Sloped channel - 39.37" (1m) ¹	70025	8.86 (225)	98
SK1-26 Sloped channel - 39.37" (1m)	70026	9.06 (230)	99
SK1-27 Sloped channel - 39.37" (1m)	70027	9.25 (235)	100
SK1-28 Sloped channel - 39.37" (1m)	70028	9.45 (240)	101
SK1-29 Sloped channel - 39.37" (1m)	70029	9.65 (245)	102
SK1-30 Sloped channel - 39.37" (1m) ¹	70030	9.84 (250)	103
SK1-030 Neutral channel - 39.37" (1m)¹	70047	9.84 (250)	103
SK1-0303 Neutral channel - 19.69" (0.5m) ¹	70048	9.84 (250)	51.4
SK1-31 Sloped channel - 39.37" (1m)	70031	10.04 (255)	104
SK1-32 Sloped channel - 39.37" (1m)	70032	10.24 (260)	105
SK1-33 Sloped channel - 39.37" (1m)	70033	10.43 (265)	106
SK1-34 Sloped channel - 39.37" (1m)	70034	10.63 (270)	107
SK1-35 Sloped channel - 39.37" (1m) ¹	70035	10.83 (275)	108
SK1-36 Sloped channel - 39.37" (1m)	70036	11.02 (280)	109
SK1-37 Sloped channel - 39.37" (1m)	70037	11.22 (285)	110
SK1-38 Sloped channel - 39.37" (1m)	70038	11.42 (290)	111
SK1-39 Sloped channel - 39.37" (1m)	70039	11.61 (295)	112
SK1-40 Sloped channel - 39.37" (1m)¹	70040	11.81 (300)	113
SK1-040 Neutral channel - 39.37" (1m) ¹	70049	11.81 (300)	113
SK1-0403 Neutral channel - 19.69" (0.5m) ¹	70050	11.81 (300)	56
SK1-901D In-line catch basin - 19.69" (0.5m) ³	94610	28.23 (717)	99
SK1-621D catch basin - 19.69" (0.5m) ³	94573	28.86 (733)	88.7
SK1-631D catch basin - 19.69" (0.5m) ⁴	94583	40.86 (1038)	98.7

Description	Part No.	Invert in ² (mm ²)	Weight lbs.
Series 600 optional riser	99902	-	10
Foul air trap - fits both 900 & 600 basins	90854	-	1.2
SK1-304-6 6" Inlet Cap	96861	9.84 (250)	6.2
SK1-308-6 6" Outlet Cap	96862	9.84 (250)	6
SK1-404-6 6" Inlet Cap	96863	11.81 (300)	7.2
SK1-408-6 6" Outlet Cap	96864	11.81 (300)	7
SK1-Universal end cap	96824	11.81 (300)	0.4
Debris strainer for 4" bottom knockout	93488	-	0.2
4" Oval to 6" round outlet adaptor	95140	-	1.1
4" Installation device	97477	-	2.8
Grate removal tool	01318	-	0.3

1. This channel offers bottom knockout feature; 4" round/6" oval.
2. Inverts shown are male end; for female invert depth subtract 5mm (≈0.2") from male invert (except neutral channels where it will be same as male invert). To calculate overall channel depth add 25.4mm (≈1") to invert depth.
3. Catch basin assembly includes polymer concrete top, PowerLok grate, trash bucket and plastic base.
4. Catch basin assembly includes polymer concrete top, PowerLok grate, deep trash bucket, plastic riser and plastic base.
5. Water intake per meter channel is 50.4 in² (325.16 cm²)

Outlet Product	Outlet Size (Sch. 40)	Invert Depth in (mm)	GPM	CFS
A Bottom outlet - SK1-00	4" round	3.94 (100)	108	0.24
A Bottom outlet - SK1-40	4" round	11.81 (300)	187	0.42
B Bottom outlet - SK1-00	6" oval	3.94 (100)	177	0.39
B Bottom outlet - SK1-40	6" oval	11.81 (300)	306	0.68
C End outlet - SK1-20	4" round	7.87 (200)	132	0.29
C End outlet - SK1-40	4" round	11.81 (300)	171	0.38
D SK1-308-6 6" outlet cap	6" oval	9.84 (250)	233	0.52
E SK1-408-6 6" outlet cap	6" oval	11.81 (300)	264	0.59
F Type SK1-901D	4" round	19.87 (505)	230	0.51
G Type SK1-901D	4" round	26.37 (670)	268	0.6
H Type SK1-901D	6" round	20.65 (525)	514	1.15
I Type SK1-901D	4" round	20.11 (511)	231	0.51
J Type SK1-901D	6" round	27.79 (705)	611	1.36
K Type SK1-901D	4" round	27.22 (691)	272	0.61
L Type SK1-901D	8" round	27.79 (705)	1065	2.37
M Type SK1-901D	6" round	27.22 (691)	601	1.34
N Type SK1-901D	4" round	19.16 (487)	226	0.5
O Type SK1-901D	6" round	26.29 (668)	593	1.32
P Type SK1-901D	4" round	25.87 (657)	266	0.59
Q Type SK1-901D	4" round	21.30 (541)	239	0.53
R Type SK1-901D	4" round	27.29 (693)	276	0.62
S Type SK1-901D	4" round	19.73 (501)	228	0.51
T Type SK1-901D	6" round	27.79 (706)	610	1.36

These are the pipe flow rates at the specified outlet, NOT channel flow rates. Catch basin flow rates are without trash bucket - using trash bucket reduces flow.

S100K Iron Edged Channel System with Slotted Grate



Specification Summary

General

The surface drainage system shall be ACO Drain PowerDrain S100K complete with slotted gratings secured with PowerLok locking as manufactured by ACO, Inc. or equal approved.

Grates

Grates are manufactured from slotted ductile iron. Ductile iron to ASTM 536-84 - Grade 65-45-12. After removal of grates there shall be uninterrupted access to the trench to aid maintenance. Water intake area per meter channel unit shall be 46 in² (297 cm²).

Installation

The trench drain system shall be installed in accordance with the manufacturer's installation instructions and recommendations.

Materials

The trench system bodies shall be manufactured from polyester polymer concrete with minimum properties as follows:

- Compressive strength: 14,000 psi
- Flexural strength: 4,000 psi
- Water absorption 0.07%
- Frost-proof
- Salt-proof
- Dilute acid and alkali-resistant

The nominal clear opening shall be 4" (100 mm) with overall width of 6.30" (160 mm). Pre-cast units shall be manufactured with either an invert slope of 0.5% or with neutral invert and have a wall thickness of at least 0.67" (16 mm). Each unit will feature a partial radius in the trench bottom and a male to female interconnecting end profile. Units shall have horizontal cast in anchoring keys on the outside wall to ensure maximum mechanical bond to the surrounding bedding material and pavement surface. The ductile iron edge rail will be integrally cast in by the manufacturer to ensure maximum homogeneity between polymer concrete body and edge rail. Each edge rail shall be at least 1/4" (6 mm) thick.



Australian Standard AS 3996 - 2006 Clause 3.3.6:
max slot length dependent on slot width for grates
that are deemed Bicycle Tire Penetration Resistant.




EN1433 Load Class F
202,328 lbs – 4,177 psi

ACO, Inc.

© January 2026 ACO, Inc.

All reasonable care has been taken in compiling the information in this document. All recommendations and suggestions on the use of ACO products are made without guarantee since the conditions of use are beyond the control of the company. It is the customer's responsibility to ensure that each product is fit for its intended purpose and that the actual conditions of use are suitable. ACO, Inc. reserves the right to change products and specifications without notice.



info@acousa.com
www.acousa.com

